

# HOW TO CREATE A CYCLING CITY

- BEST PRACTICE FROM DENMARK  
STUTTGART JUNE 20 2016  
V/MARIANNE WEINREICH



# Cycling Embassy of Denmark

Secretariat for The Cycling Embassy

1362

Phone (+4

Email - [info@cyclin](mailto:info@cyclin)

[DANISH CYCLING KNOW-HOW](#)

[MEET THE MEMBERS](#)

[NEWS & PRESS](#)

[ABOUT THE CED](#)

[OUR SERVICES](#)

ENTER SEARCH TERMS

## Featured Articles



### [Cycling Embassy of Denmark at the Norwegian National Cycling Conference](#)

The Norwegian National Cycling Conference (Den Nasjonale Sykkelkonferansen) is a biennial conference for planners, policy makers, and all other professionals, working with cycling in one shape or another.



[CONTINUE READING](#)

## Recent Articles

## Follow The Cycling Embassy Of Denmark



## Cycling Embassy auf Deutsch, en Español and en



## Twitter Feed from the Embassy



> New white paper with Danish solutions for [#sustainable](#) [#urban](#) [#transportation](#) by Sta <https://t.co/tmtx bqI5Zv> <https://t.co/qMa6yqH> 22 hours ago from IFTTT ReplyRetweetFav

> Copenhagen has the ambition of becoming carbon neutral capital by 2025 🌱 . . #c... <https://t.co/KFJYrJZ9DH> <https://t.co/xhrbyN>





## **OTHER KEY FIGURES**

'04	'06	'08	'10	'12	'14	
1.13	1.15	1.17	1.21	1.27	1.34	<b>Kilometres cycled (million km per weekday)</b>
3	4	3.2	4.4	4.2	4.9	<b>Kilometres cycled between each casualty (million km)</b>
15.3	16	16.2	15.8	15.5	16.4	<b>Average cycling speed (km/h)</b>
329	332	338	346	359	368	<b>Cycle tracks (km)*</b>
14	17	18	23	24	28	<b>Cycle lanes (km)</b>
37	39	41	42	43	58	<b>Green Cycle Routes (km)</b>
				17.5	38.5	<b>Cycle Super Highways (km)**</b>
	42	47	48	49	51	<b>Bicycle parking facilities on roads and pavements (1,000)</b>

\* Includes cycle tracks in Nordhavn \*\* Entire Capital Region of Denmark











27. JAN 10

15:51

Du er cyklist nummer

2929

i dag

af sammenlagt

220970

cyklister i år på  
denne strækning

I  CPH









I  
love  
CPH

Nedtælling  
til  
signalskift





NÅR DET REGNER, FÅR DU FREGNER  
- OG DU BLIVER VÅD.

DERFOR FÅR DU DOBBELT SÅ  
LÆNGE GRØNT I REGNVEJR.

ooc nsc | CYKLISTERNES BY  
ODENSE

REGSENSOR

ER DER LYS?  
SÅ ER DER DOBBELT  
SÅ LÆNGE GRØNT  
FOR CYKLISTER













6A  
RODDEPONT  
RODDEPONT

CENTURION

ROAD BIKE







B

Holter







AN 38 981

CO.  
neutral

4x27  
ANAGER-BOODKAY

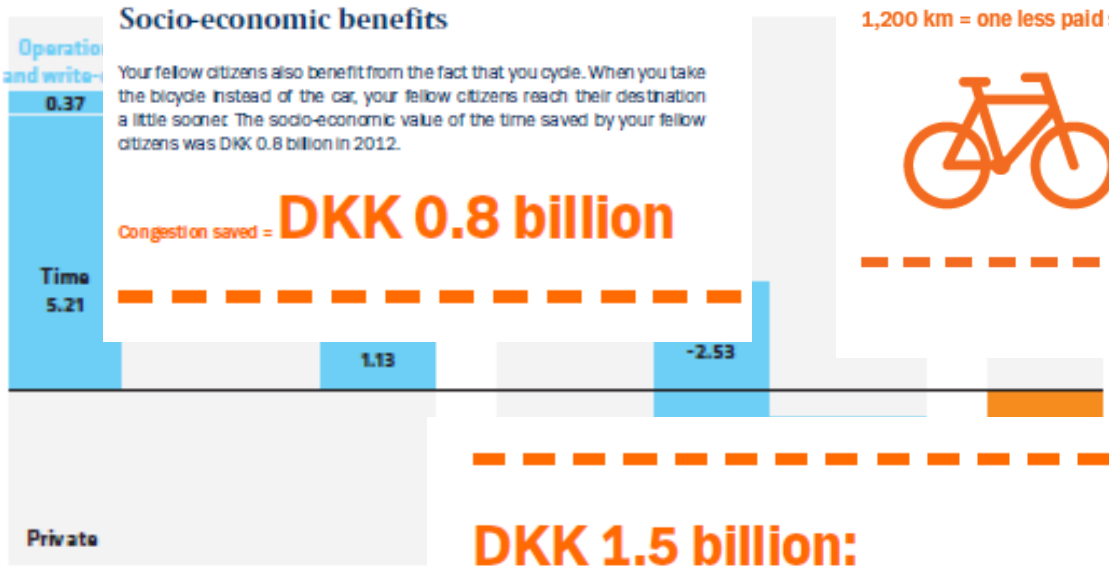








**COST OF NEW CYCLE JOURNEY IN RUSH HOUR (DKK/KM AT 16 KM/H)**



1,200 km = one less paid sick day



**1 million fewer paid sick days due to cycling**

**DKK 1.5 billion:**  
**This is how much the Capital Region saves every year from cycling in the region**

**COST OF NEW CAR JOURNEY IN RUSH HOUR**



**Each time we increase our cycling by 1 percentage point, we reduce carbon emissions by 16,000 tonnes**

**For every car km replaced by bike society gains 1 €**

\*The stated positive cost of 1 new km car journey corresponds to a socioeconomic loss of DKK 5.64

All

**Images**


Videos


News

Maps

More ▾

Search tools











KOSMETOLOG

KOSMETOLOG













505 Ballerup st.



6263

RC 88 877





Deloitte

N  
UTIL  
H

CYCLING  
WITHOUT  
AGE

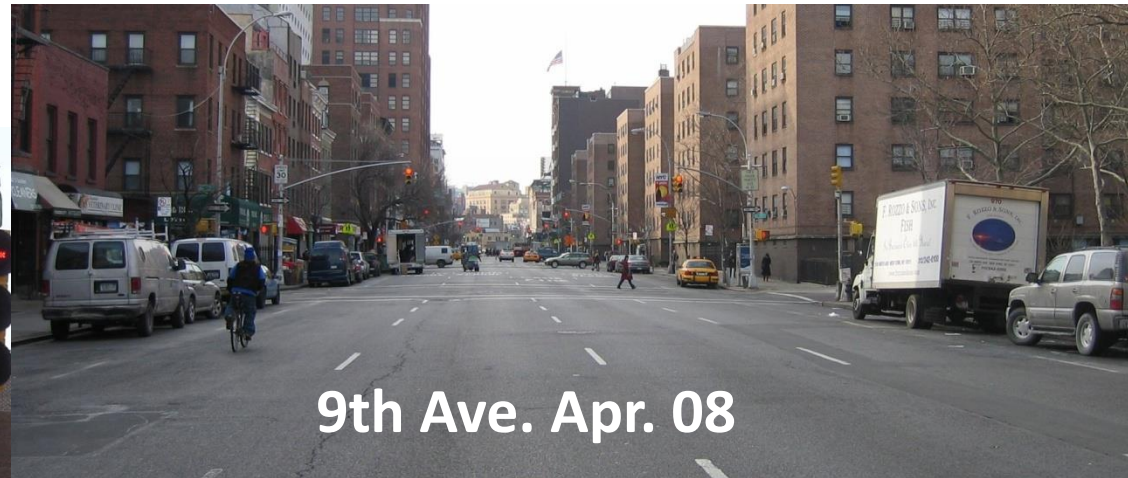












9th Ave. Apr. 08



9th Ave. Sep. 08




8th and 9th Avenues (Manhattan)

35% decrease in injuries to all street users (8th Ave)  
58% decrease in injuries to all street users (9th Ave)  
Up to 49% increase in retail sales (Locally-Sourced Distribution on 8th Ave from 23rd to 31st Sts, converted to 3% through-wide)





Times Square - before



Times Square - after

# COMMUTERS BY BOROUGH

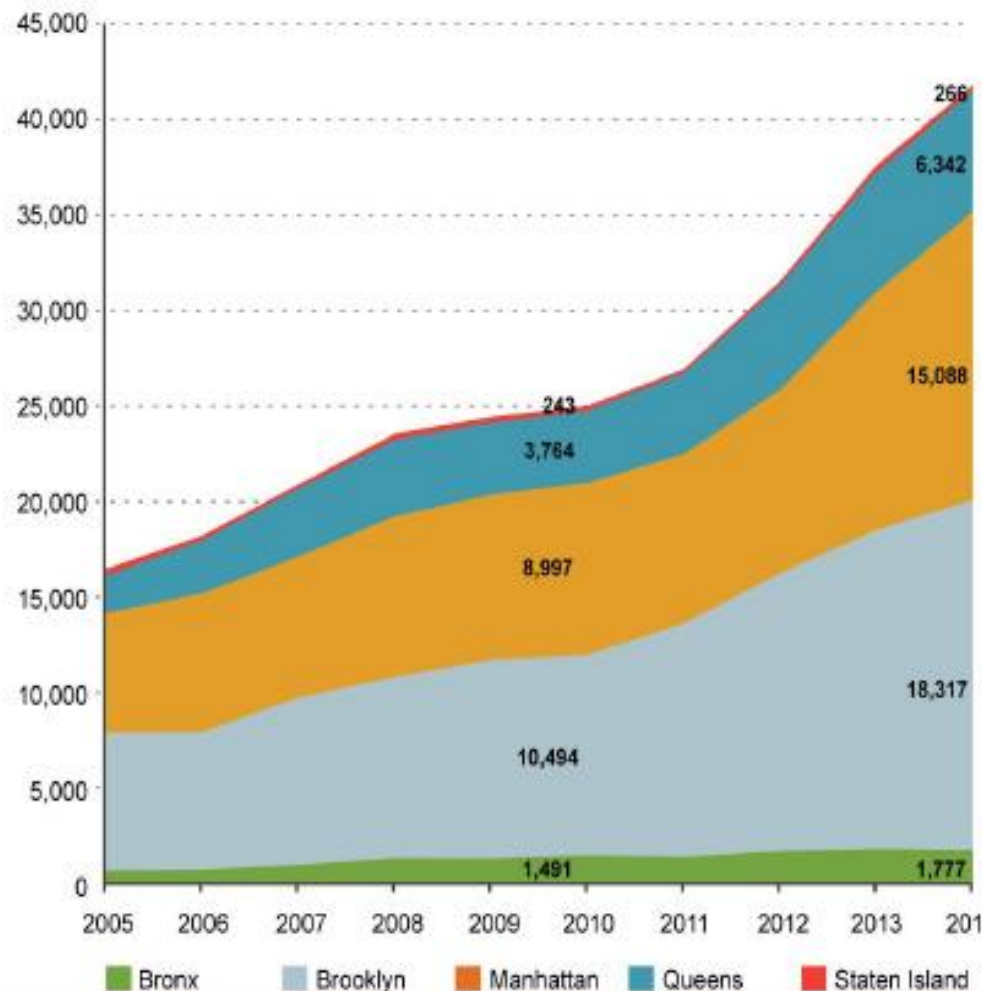
Percent Growth: 2010-2014

- +9%** Staten Island
- +68%** Queens
- +68%** Manhattan
- +75%** Brooklyn
- +19%** Bronx



**+75% Growth** in commuting to work in Brooklyn between 2010 and 2014, the fastest of any borough

Commute to Work – Rolling 3 Year Average from ACS by Borough



**Getting people to  
ride bikes is not a  
goal in it self – it's a  
means to a greater  
end...a sustainable,  
liveable city!**